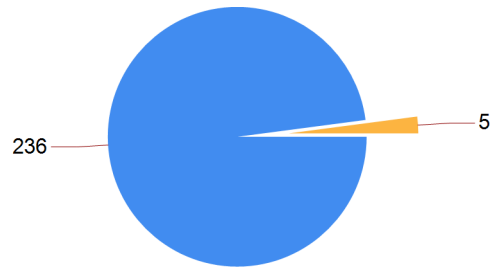


Year 11 Activity Survey Analysis

Joseph Leckie Academy

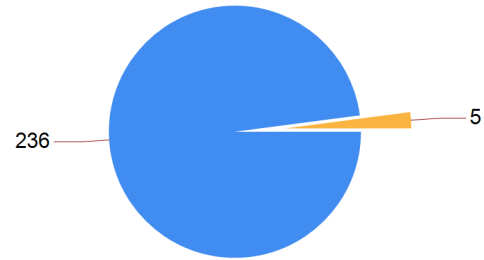
Meeting the Duty to Participate

	No. of Clients	%
Meeting the Duty to Participate	236	97.9%
Not Participating	5	2.1%
Total	241	



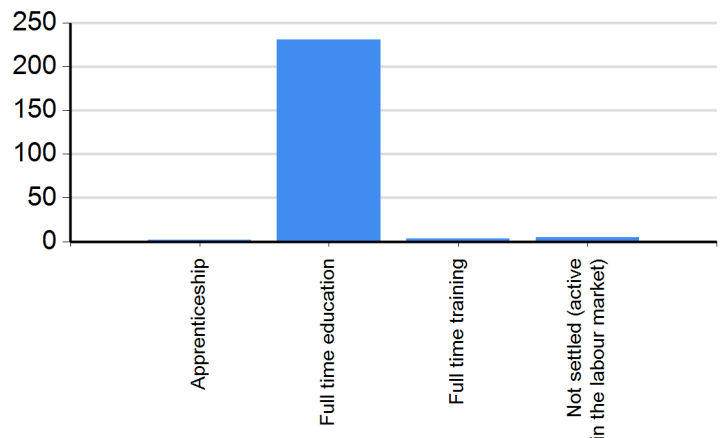
NEET Outcomes

	No. of Clients	%
EET	236	97.9%
NEET	5	2.1%
Total	241	



DfE Destination Groups

	No. of Clients	%
Apprenticeship	2	0.8%
Full time education	231	95.9%
Full time training	3	1.2%
Not settled (active in the labour market)	5	2.1%
Total	241	



List of Destinations

	No. of Clients	%
2.01 School Sixth Form	137	56.8%
2.02 Sixth Form College	14	5.8%
2.03 Further Education	80	33.2%
3.07 Apprenticeships	2	0.8%
4.01 EFA funded work based learning	3	1.2%
5.01 Seeking employment - educ or trng only	5	2.1%
Total	241	

Of those remaining in Sixth Form...

	No. of Clients	%
...remains in own sixth form	130	94.9%
...chose to attend a different school	7	5.1%
Total	137	