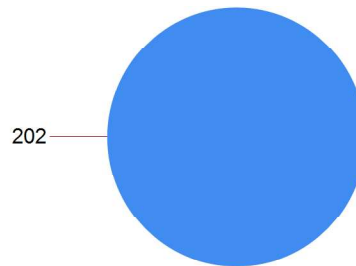


# 2019 Year 11 Activity Survey Analysis

## Joseph Leckie Academy

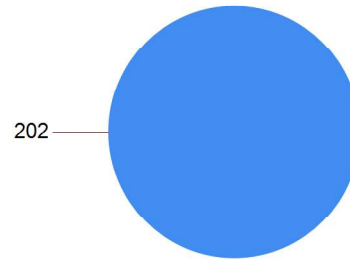
### Meeting the Duty to Participate

	No. of Clients	%
Meeting the Duty to Participate	202	100.0%
Total	202	



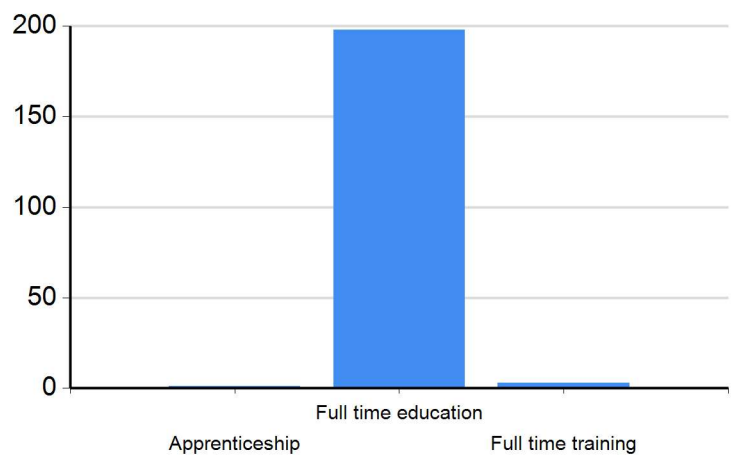
### NEET Outcomes

	No. of Clients	%
EET	202	100.0%
Total	202	



### DfE Destination Groups

	No. of Clients	%
Apprenticeship	1	0.5%
Full time education	198	98.0%
Full time training	3	1.5%
Total	202	



### List of Destinations

	No. of Clients	%
2.01 School Sixth Form	124	61.4%
2.03 Further Education	74	36.6%
3.07 Apprenticeships	1	0.5%
3.02 Study Programme	2	1.0%
3.03 Traineeship	1	0.5%
Total	202	

### Of those remaining in Sixth Form...

	No. of Clients	%
...remains in own sixth form	117	94.4%
...chose to attend a different school	7	5.6%
Total	124	